


Compact Non-Isolated 3-Pin DC/DC Converters

BP5275 Series (BP5275-50, BP5275-33, BP5275-25, BP5275-18)



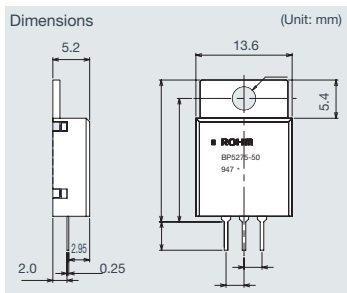
Step-down synchronous rectification switching regulators enable high efficiency DC/DC operation using no external parts

- No Input/Output Capacitor
- Easy DC/DC Operation
- Energy-Saving
- Pin-compatible with 3-pin LDOs

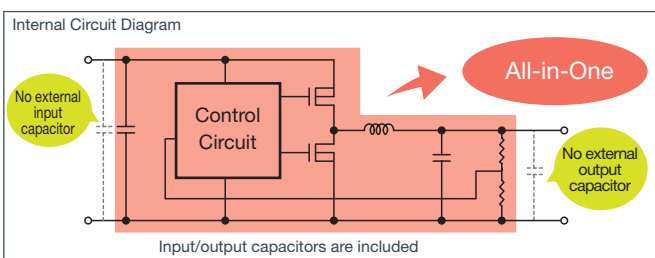
Product Outline

The compact, high performance BP5275 series utilizes synchronous rectification for high efficiency, high frequency operation. All components required for DC/DC conversion are built in, simplifying layout along with circuit/thermal design.

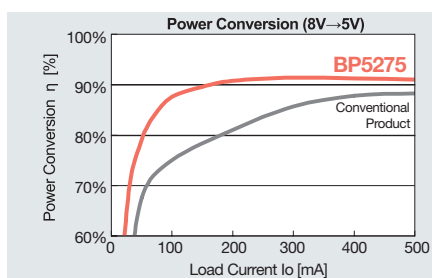
Compact package (TO-220) and no external parts required



All necessary components are integrated into the TO-220 package. And no input or output capacitors are required. The result is a mounting area 6 times smaller than conventional solutions. In addition, the units are pin-compatible with the 3-terminal LDOs, making replacement easy.



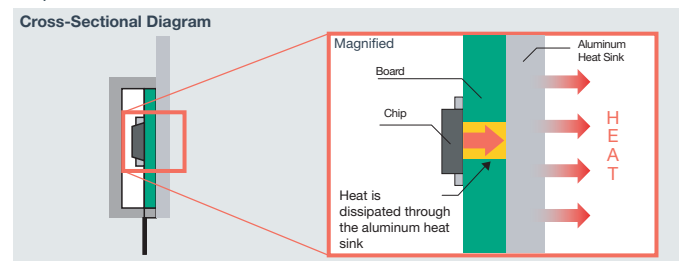
Synchronous rectification results in 93% efficiency



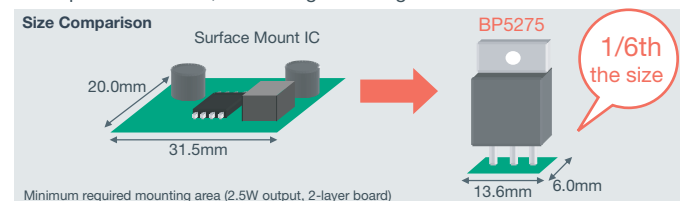
Conversion efficiency is significantly increased over conventional products, making it easy to lower set power consumption. In addition, the output voltage is accurate to within $\pm 2\%$.

Original high heat dissipation configuration

Heat generated by the chip is dissipated through the attached aluminum heat sink, eliminating the need for thermal countermeasures. In addition, an external heat sink can be attached, making it possible to increase the output current.



Heat dissipation is required, even for surface mount DC/DC converter ICs. The BP5275 series was specially designed for optimum heat dissipation in a compact form factor, minimizing mounting area.



Absolute Maximum Ratings

No.	Parameter	Symbol	Rating	Unit	Remarks
1	Input Voltage	V _{in}	15	V	DC
2	Operating Temp.	T _{opr}	-20 to 80	°C	
3	Storage Temp.	T _{stg}	-40 to 85	°C	
4	Surface Temp.	T _{max}	105	°C	Ambient + Module Temp ≤ T _{max}
5	Output Current	I _{omax}	500	mA	*1

*1: 800mA possible with heat sink

Lineup available in different output voltages : 1.8V/2.5V/3.3V/5.0V

The content specified herein is for the purpose of introducing ROHM's products (hereinafter "Products"). If you wish to use any such Product, please be sure to refer to the specifications, which can be obtained from ROHM upon request. Great care was taken in ensuring the accuracy of the information specified in this document. However, should you incur any damage arising from any inaccuracy or misprint of such information, ROHM shall bear no responsibility for such damage. The technical information specified herein is intended only to show the typical functions of and examples of application circuits for the Products. ROHM does not grant you, explicitly or implicitly, any license to use or exercise intellectual property or other rights held by ROHM and other parties. ROHM shall bear no responsibility whatsoever for any dispute arising from the use of such technical information. If you intend to export or ship overseas any Product or technology specified herein that may be controlled under the Foreign Exchange and the Foreign Trade Law, you will be required to obtain a license or permit under the Law.